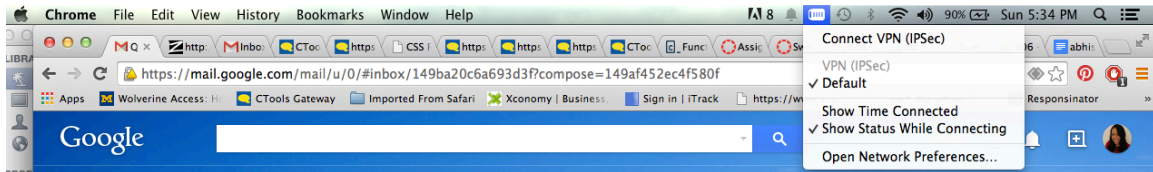


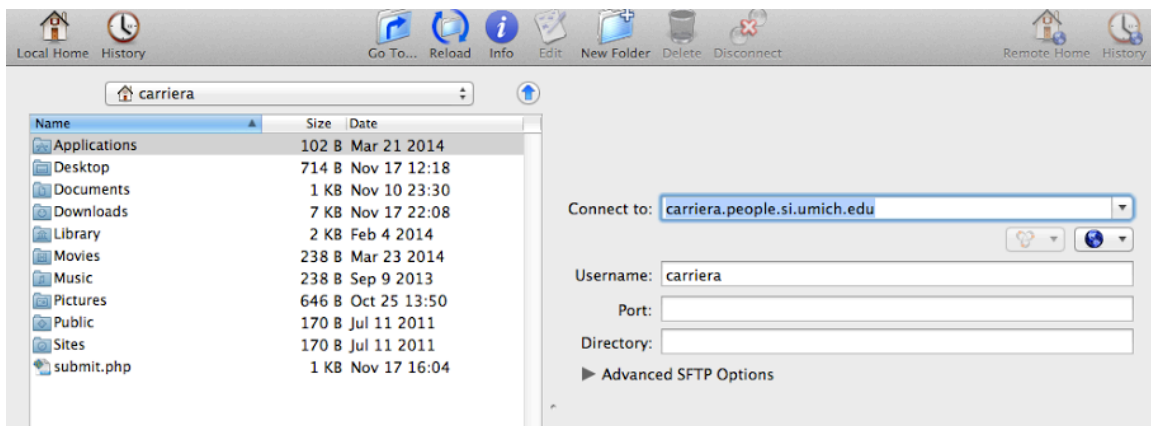
Connecting to Fugu/People Site:

Just a few reminders about connecting to Fugu (or other FTP programs if you're not on a Mac) and uploading to your People site:

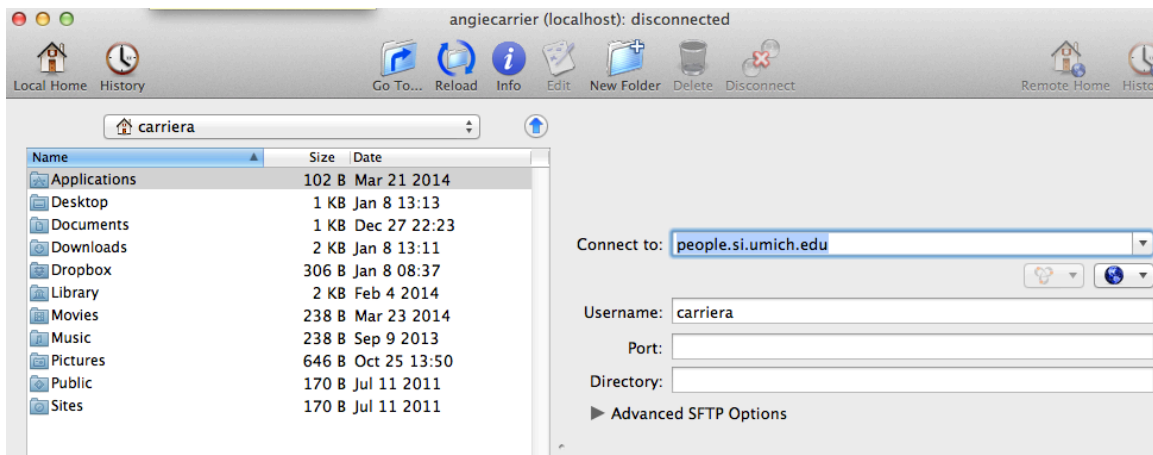
1. If you're not on MWireless, you must connect to the VPN. You downloaded (or should've downloaded) the VPN the first week of class, or again when we did the extra credit for connecting to Fugu in class. If you haven't downloaded it yet, visit <http://www.itcs.umich.edu/bluedisc/> to find your operating system, and download the VPN Configuration Tool. Once the little black symbol shows up in the bar across the top of your computer screen, you'll hit "Connect VPN (IPSec)" and connect with your uniusername and password. It'll look like this:



2. When you're connecting to Fugu for the people site, your **SFTP** name will be **one of two ways**. One way to connect is to put [uniusername.people.si.umich.edu](http://carriera.people.si.umich.edu) - so it could look like:

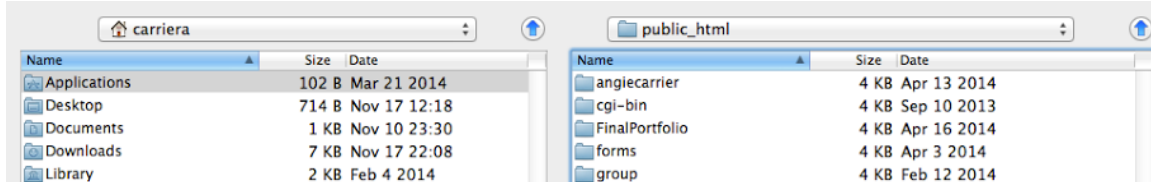


Or it may work with just people.si.umich.edu like this:



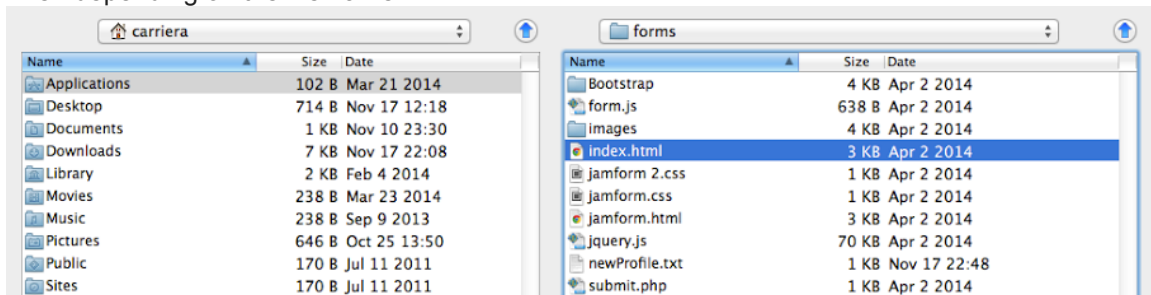
3. You'll connect with your uniusername and password. You'll input your password on the next page after the one above.

4. Upload all files into the public_html folder. Ignore the cgi_bin folder that's already in there.
5. Don't forget that if you have both an index.html file and a index.php file **on the same folder level**, the index.html folder will load first on your webpage.
6. Your URL link will always start with: username.people.si.umich.edu. The end of the link will depend on how you uploaded your files. If you put them in a folder, the folder name will come next after .edu. For instance:



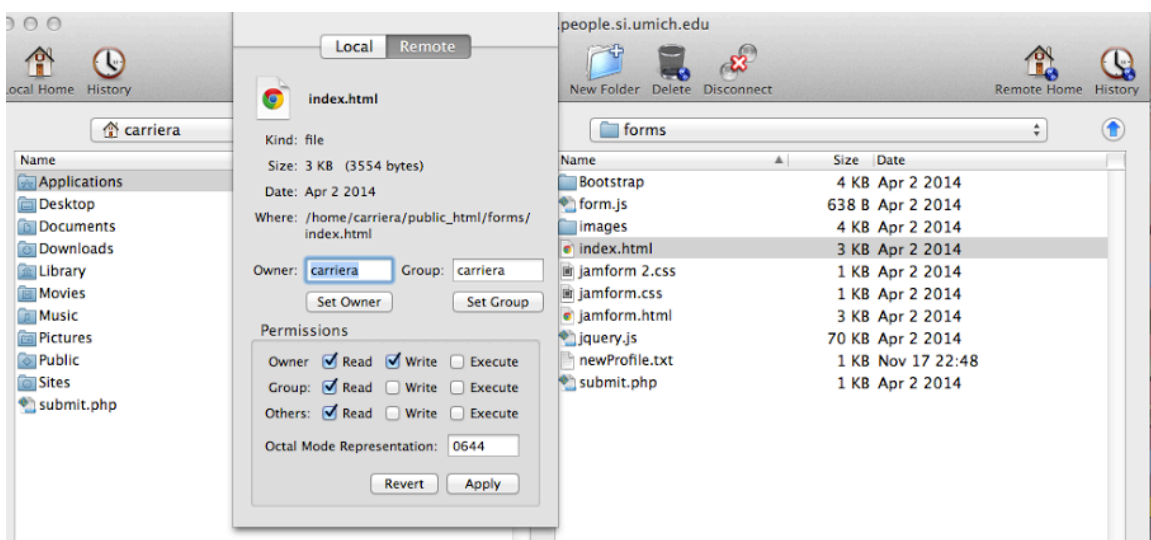
If I want to view a file in my "forms" folder, the beginning would be: carriera.people.si.umich.edu/forms

Then depending on the file name:



the ending would be whatever file I want to look at. If I wanted to look at jamform.html, my address would be: carriera.people.si.umich.edu/forms/jamform.html

7. **All** files associated with your html/css/php/js need to be uploaded to your Fugu - this means images, Bootstrap files, etc. Also, if they're not appearing after you upload them to Fugu, right-click on the offending file, click "Get Info," and make sure the permissions for viewing are clicked to "read" for all.



Please test out your links before you submit them to CTools for any assignment. If your link doesn't work for us, you may get a zero on the assignment.