

Course Syllabus

[Jump to Today](#)



Course Code: MW 323

Course Title: Intrapartum Provision of Care

Credits: 1.0

Course Description:

In this course, students learn the many aspects of labor-management including identification, evaluation, and management of the stages and progression of labor. Normal physiological and psychological changes, nourishment, hydration, signs of maternal exhaustion, comfort measures, and evaluation of fetal well-being are covered in detail in this course.

This course uses current research in midwifery and obstetrics to broaden the student's understanding of the NARM skills and MEAC essential competencies learned under clinical supervision.

There are additional course requirements for California and Idaho students see these under "Learning Objectives" for the course.

Learning Objectives

[Learning objectives](https://ncm.instructure.com/courses/655/files/15479/download?download_frd=1) ↓ (https://ncm.instructure.com/courses/655/files/15479/download?download_frd=1) are identified through the linking of MEAC Essential Competencies and the NCM Degree Qualification Profile.

California and Idaho Specific Learning Objectives:

California Required: Medicated Pain Relief and Sedation

California Required: Hematoma

California Required: Blocks

California & Idaho Required: Cervical Lacerations

California & Idaho Required: Episiotomy and Lacerations

Learning Activities

Intrapartum Courses

Read, listen to, watch assigned lesson materials.

Submit a written summary of current research.

Complete oral and/or written formative didactic assessments with a final summative submission.

Identify and cite high-quality sources.

Use articulated reasoning while participating in an oral presentation, facilitated discussions and skills demonstrations.

Optional: Participate in a skills demonstration and/or role playing activity.

Analyze a case study.

Create an infographic, handout, and/or community resource.

Optional: Develop a study aid.

Complete a final exam.

Note: The clinical requirement of NARM /Clinical Skills is completed at any time throughout the ASM apprenticeship during actual clinical practice and is NOT a requirement to complete this academic course. Typical clinical manifestations of knowledge learned in this course are identified in the learning objective document above.

Learning Materials / Resources:

Please use textbooks less than 5 years old or most recent edition.

1. Gruenberg, Bonnie. Birth Emergency Skills Training Manual for Out-of-Hospital Midwives. Birth Muse Press. 2008.
2. Chapman, Vicky and Charles, Cathy. The midwife's labour and birth handbook. 4th edition. Blackwell Publishing. 2018.
3. Frye, Anne. Holistic Midwifery: A comprehensive Textbook for Midwives and Home Birth Practice, Vol I, Care During Pregnancy. Revised Edition. Labrys Press. 2018.
4. Marshall, Jayne E, Raynor, Maureen D(editor). Myles Textbook for Midwives. Churchill Livingstone; 17th edition, 2020.
5. Varney, Helen. Varney's Midwifery, 6th Edition. Jones and Bartlett Publishers. 2018.
6. Cunningham, Kenneth Leveno, Steven Bloom, and John Hauth. William's Obstetrics. 25th edition. McGraw-Hill Professional. 2018.
7. Weaver, Pam and Evans, Sharon K. Practical Skills Guide for Midwifery, 5th Edition. Morningstar Publishing Co. Wasilla. 2012.
8. Davis, Elizabeth. Heart and Hands: A midwife's guide to pregnancy and birth. 5th Edition. Celestial Arts Press. 2012
9. Frye, Anne. Holistic Midwifery: A comprehensive Textbook for Midwives and Home Birth Practice, Vol II, Care During Labor and Birth. 2nd Edition. Labrys Press. 2018.
10. MEAC Abbreviated NARM Skills Form: [_](http://www.midwiferycollege.org/AcademicProgram/Downloads/ASM/Clinical/FormNARMSkills.pdf)
[\(<http://www.midwiferycollege.org/AcademicProgram/Downloads/ASM/Clinical/FormNARMSkills.pdf>\)](http://www.midwiferycollege.org/AcademicProgram/Downloads/ASM/Clinical/FormNARMSkills.pdf)
[MEAC Abbreviated NARM Skills Form](http://www.midwiferycollege.org/AcademicProgram/Downloads/ASM/Clinical/FormNARMSkills.pdf)

10. MEAC Essential Competencies:

<http://www.midwiferycollege.org/downloads/worddocs/Curriculum-Checklist-of-EssentialCompetencies-rev-2014.pdf>

(<http://www.midwiferycollege.org/downloads/worddocs/Curriculum-Checklist-of-EssentialCompetencies-rev-2014.pdf>)

11. Midwives Model of Care®: [Midwives Model of Care® \(https://www.citizensformidwifery.org/mmoc\)](https://www.citizensformidwifery.org/mmoc)

(<http://cfmidwifery.org/mmoc/brochures.aspx>)

12. *Help Evaluating Articles (visit the digital library)*

13. *Citation Guidance (visit the digital library)*

14. *Places to Find Research Articles (visit the digital library)*

Evaluation Tools / Methods:

The minimum passing grade for all courses is a cumulative 80% / B-. Grades are not recorded until the student completes the end-of-course evaluation and emails the OLC that they would like their final grade recorded.







All assignments for this course are evaluated using the following criteria:

1. Responses to each didactic assessment are evaluated utilizing the NCM rubrics and degree level profile.
2. Answers should reflect a thorough review of the current literature regarding best current practices in midwifery care.
3. Non-plagiarized paraphrased answers from text which demonstrate appropriate comprehension of the learning objective. (Formative Assessment) *Students and Online Learning Coordinators work together until the student masters the information. (Summative Assessment)*
4. Group sharing within NCM is acceptable and encouraged. Students are allowed to use each other's answers by indicated "Group Share" and submission of the answer on all group identified assignments.
5. NCM's [Integrity Code](https://docs.google.com/document/d/14PvgjDU4MJEKRZZiUQRFhNBEDL_KFqZzATPkDvuQYzA/edit?usp=sharing) (https://docs.google.com/document/d/14PvgjDU4MJEKRZZiUQRFhNBEDL_KFqZzATPkDvuQYzA/edit?usp=sharing) is the basis for a "completed" score earned on all assignments which are allowed to be completed in the community with the student's active preceptor(s).
6. Random evaluation of cited sources and page numbers for each written assignment.


Course credit: One Academic credit equals approximately 15 hours of formal time plus 30 hours of additional study or homework. Formal time is defined as the amount of time taken to answer the


Learning Objectives to the level of 80% for midwifery courses and 70% for general education courses and to complete any learning activities to the preceptor's satisfaction, including any time spent face to face with the preceptor. Informal time includes any time spent actively reading relevant sources and textbook/s, researching Learning Objectives, and studying for examinations.


Course Summary:


Date	Details	Due
	 2016 WHO Guide for Essential Practice (https://ncm.instructure.com/courses/655/assignments/26243)	
	 California Student? California Module 1 (https://ncm.instructure.com/courses/655/assignments/30484)	
	 Community preceptor: Hand maneuvers for hands-on (versus hands-poised) delivery of the baby and the placenta (https://ncm.instructure.com/courses/655/assignments/26248)	
	 Community preceptor: MW323-001 - Discuss how a midwife can assess the birth-place for cleanliness and safety upon arrival for a labor. (https://ncm.instructure.com/courses/655/assignments/26251)	
	 Community preceptor: MW323-009 - Discuss the kind of support the birthing person might need from their midwife during transition. (https://ncm.instructure.com/courses/655/assignments/26259)	
	 Community preceptor: MW323-011 - Explain the management strategies you would use during a slow	


[expulsive phase to help insure normalcy.](https://ncm.instructure.com/courses/655/assignments/26261)
(<https://ncm.instructure.com/courses/655/assignments/26261>)


 [Community preceptor: MW323-018 - Describe normal maternal physiologic changes in labor.](https://ncm.instructure.com/courses/655/assignments/26268)
(<https://ncm.instructure.com/courses/655/assignments/26268>)


 [Community preceptor: MW323-024 - Discuss management of vomiting during labor depending on its severity.](https://ncm.instructure.com/courses/655/assignments/26274)
(<https://ncm.instructure.com/courses/655/assignments/26274>)

 [Community preceptor: MW323-038 - Discuss the clues about labor progress that are given by emesis, voiding, and intake.](https://ncm.instructure.com/courses/655/assignments/26288)
(<https://ncm.instructure.com/courses/655/assignments/26288>)


 [Community preceptor: MW323-049 - Discuss what strategies the midwife can use to ensure the laboring person's privacy in labor.](https://ncm.instructure.com/courses/655/assignments/26299)
(<https://ncm.instructure.com/courses/655/assignments/26299>)


 [Community preceptor: MW323-061 - Describe how perineal integrity is supported in second stage.](https://ncm.instructure.com/courses/655/assignments/26311)
(<https://ncm.instructure.com/courses/655/assignments/26311>)


 [Community preceptor: MW323-064 - Discuss what conditions during second stage may be dangerous to the fetus and why.](https://ncm.instructure.com/courses/655/assignments/26314)
(<https://ncm.instructure.com/courses/655/assignments/26314>)


 **Community preceptor:**
MW323-066 - Discuss how the location of the delivery (land or water) affects midwifery management and why.
(<https://ncm.instructure.com/courses/655/assignments/26316>)


 **Grading Policy- MUST READ**
(<https://ncm.instructure.com/courses/655/assignments/28027>)

 **Group assignment: Create Hydrotherapy Protocols**
(<https://ncm.instructure.com/courses/655/assignments/26246>)

 **Group assignment: MW323-003 - Define true labor. Discuss the causes of labor.**
(<https://ncm.instructure.com/courses/655/assignments/26253>)

 **Group assignment: MW323-008 - Discuss the signs and symptoms of transition and why it is called the deceleration phase.**
(<https://ncm.instructure.com/courses/655/assignments/26258>)


 **Group assignment: MW323-016 - During labor there will be variations and fluctuations in the fetal heart rate. Discuss how you can distinguish between normal and abnormal fluctuations.**
(<https://ncm.instructure.com/courses/655/assignments/26266>)

 **Group assignment: MW323-021 - Discuss the management of food intake and bowel function during the first stage of labor. Give your rationale.**
(<https://ncm.instructure.com/courses/655/assignments/26271>)


 **Group assignment: MW323-**

022 - Discuss the management of fluid intake and urinary function during the first stage of labor. Give your rationale.


(<https://ncm.instructure.com/courses/655/assignments/26272>)

 **Group assignment: MW323-027 - Name four reasons for placing a laboring person in a lateral recumbent position.**


(<https://ncm.instructure.com/courses/655/assignments/26277>)

 **Group assignment: MW323-028 - Name four contraindications for ambulating.**


(<https://ncm.instructure.com/courses/655/assignments/26278>)

 **Group assignment: MW323-029 - Describe the maternal vital signs taken during labor, the frequency, and some reasons why they are taken.**


(<https://ncm.instructure.com/courses/655/assignments/26279>)

 **Group assignment: MW323-033 - Name four ways fetal well-being is evaluated in labor.**

(<https://ncm.instructure.com/courses/655/assignments/26283>)

 **Group assignment: MW323-039 - Explain how the progress of labor can be related to maternal age, gravity, and parity.**

(<https://ncm.instructure.com/courses/655/assignments/26289>)


 **Group assignment: MW323-047 - Explain the strategies a midwife can use for preventing exhaustion in labor.**

(<https://ncm.instructure.com/courses/655/assignments/26297>)


 **Group assignment: MW323-**

057 - Discuss the mechanisms of fetal descent in a cephalic presentation.


(<https://ncm.instructure.com/courses/655/assignments/26307>)

 **Group assignment: MW323-058 - Describe the birth of the shoulders. Discuss the difference between the short arc and the long arc of rotation and the causes of each.**


(<https://ncm.instructure.com/courses/655/assignments/26308>)

 **Group assignment: MW323-059 - Discuss the indications for urinary catheterization in second stage and give your rationale.**


(<https://ncm.instructure.com/courses/655/assignments/26309>)

 **Group assignment: MW323-062 - Define episiotomy. Describe the benefits and risks of this procedure.**


(<https://ncm.instructure.com/courses/655/assignments/26312>)

 **Group assignment: MW323-063 - Discuss methods to reduce or prevent pain while performing an episiotomy.**

(<https://ncm.instructure.com/courses/655/assignments/26313>)


 **Group assignment: MW323-068 - Explain the rationale for delivering the head with the contraction or between contractions.**

(<https://ncm.instructure.com/courses/655/assignments/26318>)


 **Group discussion: MW323-020 - Describe how a plan of care is made according to a person's progress in labor and how you would assess the effectiveness of**

the plan and make appropriate changes.

(<https://ncm.instructure.com/courses/655/assignments/27846>)

 **Group discussion: What two concepts might be controversial/inaccurate from the stages of labor video?**

(<https://ncm.instructure.com/courses/655/assignments/27847>)

 **Highly Recommended Optional Enrichment Activities**


(<https://ncm.instructure.com/courses/655/assignments/26249>)

 **Intrapartum Provision of Care Multiple Attempts**


(<https://ncm.instructure.com/courses/655/assignments/26704>)

 **Journal Article Summary**


(<https://ncm.instructure.com/courses/655/assignments/26250>)

 **MW-323-CA-73. Explain the rationale for careful exploration of any vaginal vault tears.**


(<https://ncm.instructure.com/courses/655/assignments/26388>)


 **MW-323-CA-74. Describe the circumstances when surgical repair, effective anesthesia, vigorous blood replacement and capable assistance are mandatory.**


(<https://ncm.instructure.com/courses/655/assignments/26389>)


 **MW-323-CA-75. Describe why cervical lacerations up to 2 cm must be regarded as inevitable in childbirth. Describe the usual sequelae for these.**


(<https://ncm.instructure.com/courses/655/assignments/26390>)


 **MW-323-CA-76. Describe the annular or circular detachment of the cervix.**
(<https://ncm.instructure.com/courses/655/assignments/26391>)

 **MW-323-CA-77. Describe the occasions when the cervix should be routinely inspected, even if there appears to be no bleeding.**
(<https://ncm.instructure.com/courses/655/assignments/26392>)


 **MW-323-CA-78. Describe the treatment of deep cervical lacerations.**
(<https://ncm.instructure.com/courses/655/assignments/26393>)

 **MW-323-CA-79. Describe the method for full visualization of the cervical tear.**
(<https://ncm.instructure.com/courses/655/assignments/26394>)


 **MW-323-CA-80. Describe the rationale for placing the first suture above the upper angle of the cervical wound.**
(<https://ncm.instructure.com/courses/655/assignments/26396>)


 **MW-323-CA-81. Describe how blood-flow from associated vaginal lacerations is stanching while suturing the cervix.**
(<https://ncm.instructure.com/courses/655/assignments/26397>)


 **MW-323-CA-82. Describe the type of suture and repair that should be carried out on a cervical tear.**
(<https://ncm.instructure.com/courses/655/assignments/26398>)


 **MW-323-CA-83. Explain the consequences of over-zealous**


suturing of cervical lacerations.
(<https://ncm.instructure.com/courses/655/assignments/26399>)


 **MW-323-CA-84. List the most common causes of puerperal hematomas.**
(<https://ncm.instructure.com/courses/655/assignments/26400>)


 **MW-323-CA-85. List the classifications of puerperal hematomas.**
(<https://ncm.instructure.com/courses/655/assignments/26401>)


 **MW-323-CA-86. List the arteries most commonly involved in the formation of hematomas.**
(<https://ncm.instructure.com/courses/655/assignments/26402>)

 **MW-323-CA-87. Describe the course of hematoma development and what happens with continued bleeding.**
(<https://ncm.instructure.com/courses/655/assignments/26403>)

 **MW-323-CA-88. Describe the development of vulvar hematomas. What is usually the first symptom?**
(<https://ncm.instructure.com/courses/655/assignments/26404>)


 **MW-323-CA-89. Describe how vulvar hematomas can become fatal.**
(<https://ncm.instructure.com/courses/655/assignments/26405>)

 **MW-323-CA-90. Describe the diagnosis of a vulvar hematoma.**
(<https://ncm.instructure.com/courses/655/assignments/26407>)


 **MW-323-CA-91. Describe the best treatment if the hematoma is**

small.


(<https://ncm.instructure.com/courses/655/assignments/26408>)

 **MW-323-CA-92. Describe the best treatment if the hematoma continues to enlarge or is causing severe pain.**


(<https://ncm.instructure.com/courses/655/assignments/26409>)

 **MW-323-CA-93. Explain why blood loss is always considerably more than the clinical estimate in vulvar hematomas requiring surgical repair. Williams 21st edition, p-646**


(<https://ncm.instructure.com/courses/655/assignments/26410>)

 **MW-323-CA-94. Describe the conditions that should be vigorously prevented following surgical repair of a hematoma. Williams 21st edition, p-646**


(<https://ncm.instructure.com/courses/655/assignments/26411>)

 **MW-323-CA-95. Describe the conditions under which laparotomy is advisable when treating hematomas. Williams 21st edition, p-646**


(<https://ncm.instructure.com/courses/655/assignments/26412>)


 **MW323-002 - Describe the stages of labor and their approximate durations based on parity and fetal position.**


(<https://ncm.instructure.com/courses/655/assignments/26252>)


 **MW323-004 - Describe the data, which will be collected throughout the first stage of labor to insure normal progress and fetal and maternal well-being.**


<https://ncm.instructure.com/courses/655/assignments/26254>)


 **MW323-005 - Discuss how psychological changes help you evaluate progress in labor.**
(<https://ncm.instructure.com/courses/655/assignments/27935>)


 **MW323-006 - Discuss how the latent phase can be identified and managed to ensure normalcy.**
(<https://ncm.instructure.com/courses/655/assignments/26256>)

 **MW323-007 - Discuss the signs of the active phase of labor.**
(<https://ncm.instructure.com/courses/655/assignments/26257>)

 **MW323-010 - Discuss how the expulsive stage is identified based on physical findings and maternal response. Discuss how long you would expect it to last based on maternal parity and fetal position.**
(<https://ncm.instructure.com/courses/655/assignments/26260>)


 **MW323-012 - Discuss the monitoring strategies that are standard for assessing fetal and maternal well-being during the expulsive stage.**
(<https://ncm.instructure.com/courses/655/assignments/27938>)

 **MW323-013 - Describe two different management strategies for handling crowning. Give your rationales for each.**
(<https://ncm.instructure.com/courses/655/assignments/26263>)


 **MW323-014 Discuss the coaching techniques that are available for assisting a woman during crowning, the birth of the**

head, and the birth of the shoulders. Describe the advantages of each.


(<https://ncm.instructure.com/courses/655/assignments/27843>)

 MW323-015 - Explain why the vast majority of presentations at term are cephalic.


(<https://ncm.instructure.com/courses/655/assignments/26265>)

 MW323-017 - During labor there will be variations and fluctuations in the fetal heart rate. Discuss how you can distinguish between normal and abnormal fluctuations.


(<https://ncm.instructure.com/courses/655/assignments/26267>)

 MW323-019 - Describe your initial care and evaluation of a person in labor and how you would instruct them and their family depending on your assessment of their progress.


(<https://ncm.instructure.com/courses/655/assignments/26269>)


 MW323-019 - Describe your initial care and evaluation of a person in labor and how you would instruct them and their family depending on your assessment of their progress.


(<https://ncm.instructure.com/courses/655/assignments/27844>)


 MW323-020 - Describe how a plan of care is made according to a person's progress in labor and how you would assess the effectiveness of the plan and make appropriate changes.


(<https://ncm.instructure.com/courses/655/assignments/26270>)


 [MW323-023 - Discuss the management of the perineum depending on the stage of labor.](https://ncm.instructure.com/courses/655/assignments/26273)
(<https://ncm.instructure.com/courses/655/assignments/26273>)


 [MW323-025 - Explain how you would evaluate a woman and manage her for dehydration and exhaustion. Give your rationale.](https://ncm.instructure.com/courses/655/assignments/26275)
(<https://ncm.instructure.com/courses/655/assignments/26275>)

 [MW323-026 - Discuss how you would encourage position changes and ambulation. Explain how you would vary these and why.](https://ncm.instructure.com/courses/655/assignments/27942)
(<https://ncm.instructure.com/courses/655/assignments/27942>)


 [MW323-026 - Discuss how you would manage position and ambulation. Explain how you would vary these and why.](https://ncm.instructure.com/courses/655/assignments/26276)
(<https://ncm.instructure.com/courses/655/assignments/26276>)

 [MW323-030 - Explain how the midwife would assist in a woman's ability to cope with labor as it increased in intensity.](https://ncm.instructure.com/courses/655/assignments/26280)
(<https://ncm.instructure.com/courses/655/assignments/26280>)


 [MW323-030 - Explain how the midwife would assist in a woman's ability to cope with labor as it increased in intensity.](https://ncm.instructure.com/courses/655/assignments/27943)
(<https://ncm.instructure.com/courses/655/assignments/27943>)

 [MW323-031 - Discuss how prenatal preparation affects a woman's ability to cope with labor and how a midwife would compensate for deficiencies in her prenatal preparation.](#)


<https://ncm.instructure.com/courses/655/assignments/26281>)

 [MW323-032 - Explain how a woman's general state of well-being at the beginning of labor affects her ability to cope with labor.](https://ncm.instructure.com/courses/655/assignments/27944)


<https://ncm.instructure.com/courses/655/assignments/27944>)

 [MW323-032 - Explain how a woman's general state of well-being at the beginning of labor affects her ability to cope with labor.](https://ncm.instructure.com/courses/655/assignments/26282)


<https://ncm.instructure.com/courses/655/assignments/26282>)

 [MW323-034 - Explain how the evaluation of the uterus during a contraction is important in relation to the evaluation of fetal heart tones.](https://ncm.instructure.com/courses/655/assignments/26284)


<https://ncm.instructure.com/courses/655/assignments/26284>)

 [MW323-035 - Discuss how contraction pattern, frequency, duration, and intensity give information about labor progress.](https://ncm.instructure.com/courses/655/assignments/26285)

<https://ncm.instructure.com/courses/655/assignments/26285>)

 [MW323-035 - Discuss how contraction pattern, frequency, duration, and intensity give information about labor progress.](https://ncm.instructure.com/courses/655/assignments/27945)

<https://ncm.instructure.com/courses/655/assignments/27945>)


 [MW323-036 - Discuss the laboring person's behavioral changes that are important clues in labor progress.](https://ncm.instructure.com/courses/655/assignments/26286)

<https://ncm.instructure.com/courses/655/assignments/26286>)


 [MW323-036 - Discuss the](https://ncm.instructure.com/courses/655/assignments/26286)

laboring person's behavioral changes that are important clues in labor progress.


(<https://ncm.instructure.com/courses/655/assignments/27946>)

 MW323-037 - Discuss the clues that are given by the change in location of back pain about labor progress.


(<https://ncm.instructure.com/courses/655/assignments/26287>)

 MW323-037 - Discuss the clues that are given by the change in location of back pain about labor progress.


(<https://ncm.instructure.com/courses/655/assignments/27947>)

 MW323-040 - Explain how the progress of labor can be related to the number of years since the last baby, length of previous labor, and the size of the largest previous baby.


(<https://ncm.instructure.com/courses/655/assignments/26290>)

 MW323-041 - Explain how the progress of labor is related to due date, present week of gestation, and to the time and onset of true labor.

(<https://ncm.instructure.com/courses/655/assignments/26291>)


 MW323-042 - Discuss how the midwife will evaluate the need for and the frequency of vaginal exams. Name four main times when vaginal exams are indicated.

(<https://ncm.instructure.com/courses/655/assignments/26292>)


 MW323-042 - Discuss how the midwife will evaluate the need for and the frequency of vaginal

exams. Name four main times when vaginal exams may be indicated.


<https://ncm.instructure.com/courses/655/assignments/27948>

 MW323-043 - Discuss artificial rupture of membranes. Name the benefits and risks of this procedure and give three indications for rupture.


<https://ncm.instructure.com/courses/655/assignments/26293>

 MW323-044 - Discuss three reasons why labor may slow or stall from its normal progression.


<https://ncm.instructure.com/courses/655/assignments/26294>

 MW323-044 - Discuss three reasons why labor may slow or stall from its normal progression.


<https://ncm.instructure.com/courses/655/assignments/27949>

 MW323-045 - Discuss how a midwife decides when a consultation with a physician is necessary during labor.


<https://ncm.instructure.com/courses/655/assignments/26295>

 MW323-046 - Discuss some general comfort measures can be administered to assist the laboring person.


<https://ncm.instructure.com/courses/655/assignments/26296>


 MW323-046 - Discuss some general comfort measures that can be offered to assist the laboring person.


<https://ncm.instructure.com/courses/655/assignments/27950>


 MW323-048 - Discuss when rest or sleep is important for the


[progress of labor and how the midwife can facilitate this.](https://ncm.instructure.com/courses/655/assignments/26298)
(<https://ncm.instructure.com/courses/655/assignments/26298>)


 [MW323-048 - Discuss when rest or sleep is important for the progress of labor and how the midwife can facilitate this.](https://ncm.instructure.com/courses/655/assignments/27951)
(<https://ncm.instructure.com/courses/655/assignments/27951>)


 [MW323-050 - Discuss the rights and role of a laboring person regarding the management of their labor. Discuss the role of the midwife in relation to this.](https://ncm.instructure.com/courses/655/assignments/27952)
(<https://ncm.instructure.com/courses/655/assignments/27952>)


 [MW323-050 - Discuss the rights women in labor have regarding the management of their labors.](https://ncm.instructure.com/courses/655/assignments/26300)
(<https://ncm.instructure.com/courses/655/assignments/26300>)


 [MW323-051 - Discuss what can be done to prevent bad breath or dry mouth or cracked lips during labor.](https://ncm.instructure.com/courses/655/assignments/26301)
(<https://ncm.instructure.com/courses/655/assignments/26301>)


 [MW323-052 - Discuss the use of hydrotherapy in labor. What are the benefits, risks and drawbacks to its use?](https://ncm.instructure.com/courses/655/assignments/26302)
(<https://ncm.instructure.com/courses/655/assignments/26302>)


 [MW323-052 - Discuss the use of hydrotherapy in labor. What are the benefits, risks and drawbacks to its use?](https://ncm.instructure.com/courses/655/assignments/27953)
(<https://ncm.instructure.com/courses/655/assignments/27953>)


 **MW323-053 - Discuss what can be done to alleviate leg cramps in labor.**
(<https://ncm.instructure.com/courses/655/assignments/26303>)


 **MW323-054 - Explain the terms synclitism and asynclitism as they relate to fetal descent.**
(<https://ncm.instructure.com/courses/655/assignments/26304>)


 **MW323-055 - Discuss the management of uncontrollable pushing against a cervix that is not fully dilated. Include the potential outcomes of this if not managed effectively.**
(<https://ncm.instructure.com/courses/655/assignments/27937>)

 **MW323-056 - Describe how progress in second stage is assessed.**
(<https://ncm.instructure.com/courses/655/assignments/26306>)


 **MW323-060 - Discuss the evaluation of maternal pushing efforts. Explain how coaching and position changes can increase pushing effectiveness.**
(<https://ncm.instructure.com/courses/655/assignments/27939>)


 **MW323-065 - Explain how significant others can participate in the delivery of the baby.**
(<https://ncm.instructure.com/courses/655/assignments/26315>)


 **MW323-067 - Discuss different birthing positions and the advantages of each.**
(<https://ncm.instructure.com/courses/655/assignments/27941>)


 **MW323-CA-1. Describe the principles of pain relief.**


<https://ncm.instructure.com/courses/655/assignments/26329>


 **MW323-CA-10. Describe Patient Controlled Intravenous Analgesia and its effectiveness.**
<https://ncm.instructure.com/courses/655/assignments/26319>


 **MW323-CA-11. Discuss the use of butorphanol, including indications, dosage, maternal and fetal effects and interaction with other analgesics.**
<https://ncm.instructure.com/courses/655/assignments/26320>

 **MW323-CA-12. Discuss the use of nalbuphine, route, and dosage and effects on fetus.**
<https://ncm.instructure.com/courses/655/assignments/26321>


 **MW323-CA-13. Discuss the utilization of fentanyl, dosage and route, and how it compares to other forms of sedation.**
<https://ncm.instructure.com/courses/655/assignments/26322>

 **MW323-CA-14. Describe the risks of intravenous and intramuscular sedation.**
<https://ncm.instructure.com/courses/655/assignments/26323>


 **MW323-CA-15. Describe the use of naloxone in the newborn, the indications, the dosage, the route, action, duration of effectiveness, risks.**
<https://ncm.instructure.com/courses/655/assignments/26324>

 **MW323-CA-16. Define episiotomy. Describe the two common forms of episiotomy. Describe the benefits and risks of this procedure.**


<https://ncm.instructure.com/courses/655/assignments/26325>

 [MW323-CA-17. Discuss when an episiotomy is indicated and why.](https://ncm.instructure.com/courses/655/assignments/26326)


<https://ncm.instructure.com/courses/655/assignments/26326>

 [MW323-CA-18. Describe why Williams says episiotomy should not be performed routinely.](https://ncm.instructure.com/courses/655/assignments/26327)


<https://ncm.instructure.com/courses/655/assignments/26327>

 [MW323-CA-19. Describe the consequences if episiotomy is performed too early or too late.](https://ncm.instructure.com/courses/655/assignments/26328)


<https://ncm.instructure.com/courses/655/assignments/26328>

 [MW323-CA-2. Explain why in general it is preferable for an anesthesiologist to provide conduction analgesia.](https://ncm.instructure.com/courses/655/assignments/26340)


<https://ncm.instructure.com/courses/655/assignments/26340>

 [MW323-CA-20. Describe when the best time is to perform an episiotomy.](https://ncm.instructure.com/courses/655/assignments/26330)

<https://ncm.instructure.com/courses/655/assignments/26330>

 [MW323-CA-21. Discuss when to use midline versus mediolateral episiotomy.](https://ncm.instructure.com/courses/655/assignments/26331)


<https://ncm.instructure.com/courses/655/assignments/26331>


 [MW323-CA-22. Discuss methods to reduce or prevent pain during the performing of an episiotomy.](https://ncm.instructure.com/courses/655/assignments/26332)


<https://ncm.instructure.com/courses/655/assignments/26332>


 [MW323-CA-23. Describe the](https://ncm.instructure.com/courses/655/assignments/26323)


lower genital tract innervation.
(<https://ncm.instructure.com/courses/655/assignments/26333>)

 **MW323-CA-24. List two amino-esters, the usual concentration (%) in which they are given, the usual volume (mL), the usual dose (mg), the expected onset of action, the average duration (min) of the action, and the clinical use for each.**
(<https://ncm.instructure.com/courses/655/assignments/26334>)

 **MW323-CA-25. List three amino-amides, the usual concentration (%) in which they are given, the usual volume (mL), the usual dose (mg), the expected onset of action, the average duration (min) of the action, and the clinical use for each.**
(<https://ncm.instructure.com/courses/655/assignments/26335>)

 **MW323-CA-26. Explain why some preparations suitable for epidural analgesia are not suitable for subarachnoid injection.**
(<https://ncm.instructure.com/courses/655/assignments/26336>)


 **MW323-CA-27. Explain why dosage for each agent varies widely and what dosage is dependent upon.**
(<https://ncm.instructure.com/courses/655/assignments/26337>)

 **MW323-CA-28. Describe the possible sequelae of increased dosage.**
(<https://ncm.instructure.com/courses/655/assignments/26338>)


 **MW323-CA-3. Summarize the**

general knowledge about non-pharmacological methods of pain control.


(<https://ncm.instructure.com/courses/655/assignments/26351>)

 MW323-CA-30. Describe the usual causes of serious toxicity.


(<https://ncm.instructure.com/courses/655/assignments/26341>)

 MW323-CA-31. Explain why a thorough knowledge of the concentration and ampule size of the product to be used for regional blocks is essential.


(<https://ncm.instructure.com/courses/655/assignments/26342>)

 MW323-CA-32. Describe the two manifestations of systemic toxicity.


(<https://ncm.instructure.com/courses/655/assignments/26343>)

 MW323-CA-33. Describe the symptoms of central nervous system toxicity.


(<https://ncm.instructure.com/courses/655/assignments/26344>)

 MW323-CA-34. Describe the management of central nervous system toxicity.


(<https://ncm.instructure.com/courses/655/assignments/26345>)


 MW323-CA-35. Describe the possible sequelae to the fetus during maternal central nervous system toxicity.


(<https://ncm.instructure.com/courses/655/assignments/26346>)


 MW323-CA-36. Describe the characteristics of cardiovascular toxicity.


(<https://ncm.instructure.com/courses/655/assignments/26347>)


 **MW323-CA-37. Describe the management of cardiovascular toxicity.**
(<https://ncm.instructure.com/courses/655/assignments/26348>)


 **MW323-CA-38. Describe the circumstances during which local infiltration is of special safety and value.**
(<https://ncm.instructure.com/courses/655/assignments/26349>)

 **MW323-CA-39. Explain the rationale for utilization of a pudendal block.**
(<https://ncm.instructure.com/courses/655/assignments/26350>)

 **MW323-CA-4. Describe the circumstances under which analgesia and sedation during labor are utilized.**
(<https://ncm.instructure.com/courses/655/assignments/26362>)


 **MW323-CA-40. Describe the steps for administering a pudendal block.**
(<https://ncm.instructure.com/courses/655/assignments/26352>)


 **MW323-CA-42. Describe the time it takes for the block to take effect and how effectiveness can be tested.**
(<https://ncm.instructure.com/courses/655/assignments/26354>)

 **MW323-CA-43. Describe the circumstances during which a pudendal block may be inadequate.**
(<https://ncm.instructure.com/courses/655/assignments/26355>)


 **MW323-CA-44. Describe the complications associated with**


[pudendal blocks.](https://ncm.instructure.com/courses/655/assignments/26356)
(<https://ncm.instructure.com/courses/655/assignments/26356>)


 [MW323-CA-45. Describe the rationale for utilizing a paracervical block.](https://ncm.instructure.com/courses/655/assignments/26357)
(<https://ncm.instructure.com/courses/655/assignments/26357>)


 [MW323-CA-46. Describe the method for administering a paracervical block.](https://ncm.instructure.com/courses/655/assignments/26358)
(<https://ncm.instructure.com/courses/655/assignments/26358>)

 [MW323-CA-47. Explain the limitations of paracervical blocks.](https://ncm.instructure.com/courses/655/assignments/26359)
(<https://ncm.instructure.com/courses/655/assignments/26359>)

 [MW323-CA-48. Describe the complications associated with paracervical blocks.](https://ncm.instructure.com/courses/655/assignments/26360)
(<https://ncm.instructure.com/courses/655/assignments/26360>)


 [MW323-CA-49. Describe the common complications of episiotomy, both midline and mediolateral.](https://ncm.instructure.com/courses/655/assignments/26361)
(<https://ncm.instructure.com/courses/655/assignments/26361>)


 [MW323-CA-5. Describe the usual types of drugs administered for analgesia and sedation during labor.](https://ncm.instructure.com/courses/655/assignments/26373)
(<https://ncm.instructure.com/courses/655/assignments/26373>)


 [MW323-CA-50. Describe the type of suture used to close the vaginal mucosa and submucosa.](https://ncm.instructure.com/courses/655/assignments/26363)
(<https://ncm.instructure.com/courses/655/assignments/26363>)


 [MW323-CA-51. Describe the](#)


type of closure for the reapproximation of the cut margins of the vagina and the margins of the hymenal ring.
(<https://ncm.instructure.com/courses/655/assignments/26364>)


 MW323-CA-52. What type of suture is used to close the fascia and muscle of the incised perineum?
(<https://ncm.instructure.com/courses/655/assignments/26365>)


 MW323-CA-53. Describe the type of suture used to unite the superficial fascia.
(<https://ncm.instructure.com/courses/655/assignments/26366>)

 MW323-CA-54. Describe how the repair is completed.
(<https://ncm.instructure.com/courses/655/assignments/26367>)


 MW323-CA-55. Describe the completion of the repair of a median episiotomy. Why are continuous sutures recommended?
(<https://ncm.instructure.com/courses/655/assignments/26368>)


 MW323-CA-57. Describe the rationale for deferring episiotomy repair until after the delivery of the placenta.
(<https://ncm.instructure.com/courses/655/assignments/26370>)


 MW323-CA-58. Describe the two most important results to be achieved by episiotomy repair.
(<https://ncm.instructure.com/courses/655/assignments/26371>)


 MW323-CA-59. Describe the rationale for closing with suture material containing polyglycolic


acid. Describe the disadvantages.
(<https://ncm.instructure.com/courses/655/assignments/26372>)


 **MW323-CA-6. Describe the maternal behaviors considered indicative of successful analgesia and sedation.**
(<https://ncm.instructure.com/courses/655/assignments/26384>)


 **MW323-CA-60. Describe the most essential task in repair of a 4th degree laceration.**
(<https://ncm.instructure.com/courses/655/assignments/26374>)


 **MW323-CA-61. Describe in detail the steps for repairing a 4th degree laceration.**
(<https://ncm.instructure.com/courses/655/assignments/26375>)


 **MW323-CA-62. Explain why stool softeners should be prescribed and why enemas should be avoided.**
(<https://ncm.instructure.com/courses/655/assignments/26376>)


 **MW323-CA-63. Explain why antimicrobials should be recommended when dealing with a 4th degree repair.**
(<https://ncm.instructure.com/courses/655/assignments/26377>)


 **MW323-CA-64. Describe common complications following a 4th degree repair.**
(<https://ncm.instructure.com/courses/655/assignments/26378>)


 **MW323-CA-65. Describe pain management following an episiotomy, while repairing and for postpartum healing.**
(<https://ncm.instructure.com/courses/655/assignments/26379>)


 **MW323-CA-66. Describe the varying degrees of injury to the lower portion of the vagina possible in all except the most superficial perineal lacerations.**
(<https://ncm.instructure.com/courses/655/assignments/26380>)


 **MW323-CA-67. Describe the two most common forms of vaginal relaxation that occurs if underlying perineal and vaginal fascia and muscle are not sutured.**
(<https://ncm.instructure.com/courses/655/assignments/26381>)

 **MW323-CA-68. Describe the significance of bleeding while the uterus is firmly contracted.**
(<https://ncm.instructure.com/courses/655/assignments/26382>)


 **MW323-CA-69. Describe the rationale for placing an indwelling catheter if there has been extensive repair to the vaginal wall in close proximity to the urethra.**
(<https://ncm.instructure.com/courses/655/assignments/26383>)

 **MW323-CA-7. Describe the usual course of care for utilization of meperidine and promethazine.**
(<https://ncm.instructure.com/courses/655/assignments/26395>)


 **MW323-CA-70. Describe the consequences of injuries to the Levator Ani.**
(<https://ncm.instructure.com/courses/655/assignments/26385>)

 **MW323-CA-71. Describe the frequency of cervical injury in vaginal deliveries.**


<https://ncm.instructure.com/courses/655/assignments/26386>)

 **MW323-CA-72. Describe the possible injuries that can result from difficult forceps rotations or deliveries through an incompletely dilated cervix with forceps blades applied over the cervix.**


<https://ncm.instructure.com/courses/655/assignments/26387>)

 **MW323-CA-8. Define the differences in effect between IV and IM administration of meperidine and promethazine.**


<https://ncm.instructure.com/courses/655/assignments/26406>)

 **MW323-CA-9. Describe the depressant effects on the fetus and how long these last.**

<https://ncm.instructure.com/courses/655/assignments/26413>)

 **Optional: Create a Set of Flashcards to Study for the NARM Exam**

<https://ncm.instructure.com/courses/655/assignments/26414>)

 **Provision of routine intrapartum care in the absence of pregnancy complications**

<https://ncm.instructure.com/courses/655/assignments/26415>)

 **Stages of Labor Video**

<https://ncm.instructure.com/courses/655/assignments/26416>)

 **Updated Knowledge and Technology**

<https://ncm.instructure.com/courses/655/assignments/26417>)

 **What do COMMUNITY and GROUP mean?- MUST READ**

<https://ncm.instructure.com/courses/655/assignments/28291>



**WHO recommendations
Intrapartum care for a positive
childbirth experience**

<https://ncm.instructure.com/courses/655/assignments/26418>
