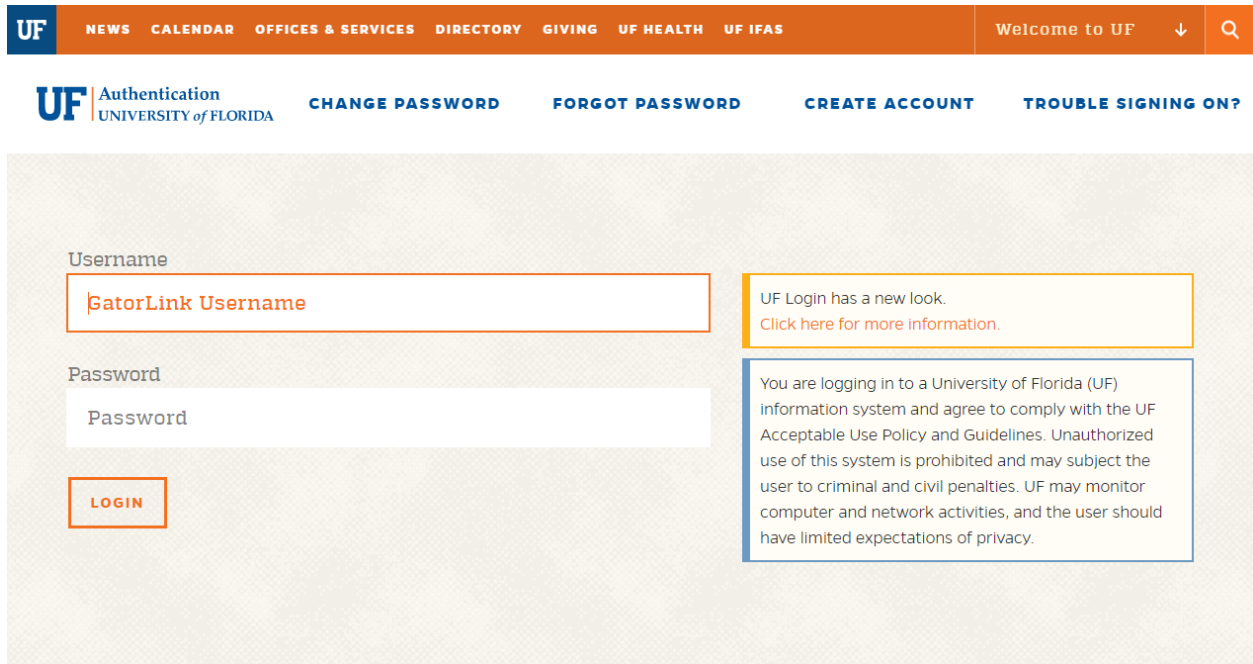


STUDENT REGISTRATION INSTRUCTIONS FOR UF ALL-ACCESS MyLab and Mastering COURSES

Please note that any questions about registration through UF All-Access can be directed to the following email address.

allaccess@bsd.ufl.edu

1. Go to <https://www.bsd.ufl.edu/G1CO/IPay1f/start.aspx?TASK=INCLUDED>
 - This prompts you to log in with your GatorLink account



UF NEWS CALENDAR OFFICES & SERVICES DIRECTORY GIVING UF HEALTH UF IFAS Welcome to UF ↓

UF Authentication UNIVERSITY of FLORIDA CHANGE PASSWORD FORGOT PASSWORD CREATE ACCOUNT TROUBLE SIGNING ON?

Username
GatorLink Username

Password
Password

LOGIN

UF Login has a new look.
[Click here for more information.](#)

You are logging in to a University of Florida (UF) information system and agree to comply with the UF Acceptable Use Policy and Guidelines. Unauthorized use of this system is prohibited and may subject the user to criminal and civil penalties. UF may monitor computer and network activities, and the user should have limited expectations of privacy.

2. Students are shown a list of classes in this program in which they are enrolled, with the prices. They are given the option to authorize charges.
3. Students should click the **Opt-in button** next to the class.
4. Students then need to click the button to authorize the charges.

****Please see the screen shot below****

GATOR CENTRAL

CHOOSE AN OPTION: Go!

Central
[Broadcast](#), [Location & Contact](#), [Mission & Vision](#)

Services
[Hours](#), [Mission & Vision](#), [Reactivate Lost Card](#), [Earning Gator 1 Card](#), [Cards](#), [Photo Services](#), [Staff Authorization](#)

Vending Services
[Services](#), [Open an Account](#), [Report a Problem](#)

Printing
[Services](#), [Locations](#), [Menus](#)

Store

Get access codes for your classes

Current Term Codes

You are enrolled in the following classes which require an access code for online content:

Term	Course	Publisher	Price	Code	Opt-In
SPRING 2016	GEB3373	Pearson	\$90.00		<input type="checkbox"/>
SPRING 2016	GEB3373	Capsim	\$54.00		<input type="checkbox"/>
SPRING 2016	QMB3250	Pearson	\$102.50		<input type="checkbox"/>

You may authorize these charges to be posted to your student financials account and receive access codes immediately. Click the check box under "Opt-In" for each code you wish to opt into. Then click the check box authorizing the charge and click the "Opt-In" button.

Charges through this system are refundable if you drop the class before the end of the Add/Drop period (11:59 pm on January 11, 2016 for Spring).

I authorize the above charges to be posted to my student financials account.

Amount to Charge: \$0.00

5. Then click the Opt-In button next to the "Amount to Charge"

6. The **access code** is now displayed ******Note: copy this code to be used when registering in Canvas**

CHOOSE AN OPTION: Go!

Get access codes for your classes

Current Term Codes

You are enrolled in the following classes which require an access code for online content:

Term	Course	Publisher	Price	Code	Opt-In
SPRING 2016	GEB3373	Pearson	\$90.00	xxxxxx-xxxxx-xxxxx-xxxxx-xxxxx-xxxxx	Opted-In!
SPRING 2016	GEB3373	Capsim	\$54.00	xxx-xxxxxxxxxxxxx	Opted-In!
SPRING 2016	QMB3250	Pearson	\$102.50		<input type="checkbox"/>

You may authorize these charges to be posted to your student financials account and receive access codes immediately. Click the check box under "Opt-In" for each code you wish to opt into. Then click the check box authorizing the charge and click the "Opt-In" button.

Charges through this system are refundable if you drop the class before the end of the Add/Drop period (11:59 pm on January 11, 2016 for Spring).

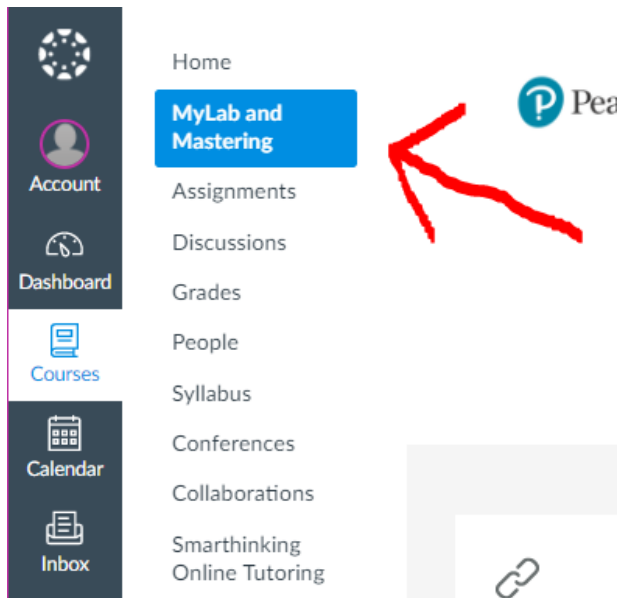
I authorize the above charges to be posted to my student financials account.

Amount to Charge: \$


Thank you for opting in! Refer to the table above under the column "Code" for your Access Codes.

****Late enrollment information may lag behind by a day or so. If no enrollment is found for the student, please try again the next day. ****

7. Click on 'MyLab and Mastering' link in your Canvas course.



8. Click on the Open MyLab and Mastering link.



9. Agree to the User Agreement, by clicking "I Agree" at the bottom of the page.

NEVER click "Back" in the browser. Doing so may result in your account being locked for security reasons for up to an hour

10. **Enter the access code** provided by UF when you opted in to the course, or purchased an access code at the University of Florida Bookstore.

The screenshot shows the Pearson registration interface. At the top, it says 'Steps to Register' with 'Product Selection' as the active step. Below this is the 'Product Selection' section, which includes 'Enrollment Options'. A note states: 'You can access your course using an access code, or you can buy online.' Under 'Access Code', there is a form with a red asterisk and the text '* Enter Your Access Code'. The form consists of ten individual input boxes separated by hyphens. An example code is provided: 'SIMPLE-FRILL-TONLE-WEIRS-CHOIR-FLEES'. There are 'Cancel' and 'Next' buttons at the bottom of the form area. At the very bottom of the page, there is a copyright notice for Pearson Education, 1997-2014, and links for 'Customer Technical Support', 'Privacy Policy', and 'License Agreement'.

11. Once you have entered your access code, you will receive confirmation that you have successfully enrolled! Do not close the browser until the process completes.

*****NOTE: If you are having trouble signing into your Pearson account, it may be that a previous account was in a different platform. You can always create a new username that can still be tied to the same email address. If you create a new username and get a popup saying "You may already have an account" just close the popup and continue to register with the new username.**

12. At this point you may begin work in your course. Please note, you may need to allow Pop-ups from the MyLab site if your browser isn't already set to do so.

13. Please remember that there are dedicated tech support websites for UF Students.

*If you are having difficulties **navigating your Canvas course to obtain your access code**, contact the following address:*

allaccess@bsd.ufl.edu

*If you are having difficulties with an **invalid access code**, contact the following address:*

allaccess@bsd.ufl.edu

If you are having technical difficulties with the Pearson MyLab or Mastering products, contact Pearson technical support at <https://support.pearson.com/getsupport/s/contactsupport>

Have a wonderful semester and good luck in your course!