

# Installing Proctorio



[Back to Fac. Toolbox](#)

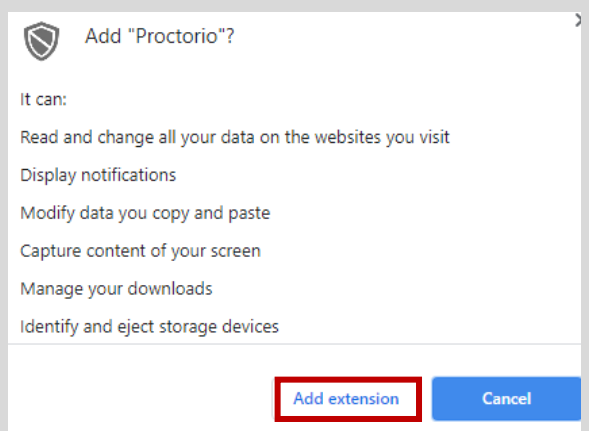
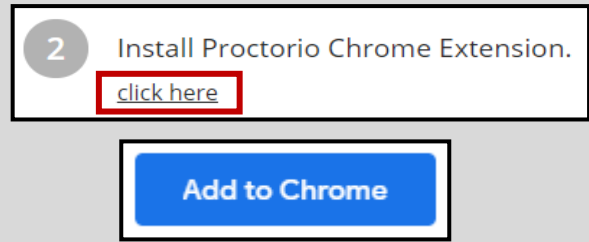
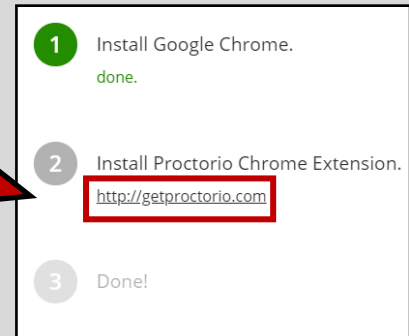
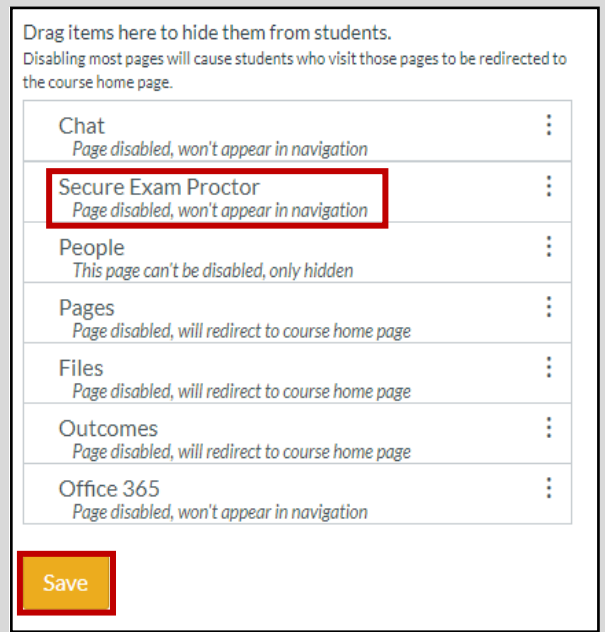


## Proctoring for Online Exams and Quizzes

If Secure Exam Proctor is not already in your Navigation tabs, you will need to add it. To do this you will need to go into your [Settings](#) then [Navigation](#) and pull [Secure Exam Proctor](#) from the bottom list to the top then click **Save** at the bottom.

Then go to the [Secure Exam Proctor](#) tab. You will need to use Chrome for this tool. You will also need to install a Proctorio extension

1. Click on the link to Install [Proctorio Chrome Extension](#)
2. A new tab will open and you will need to click on the “[Click Here](#)” under Install
3. Another new tab will appear and you will click [Add to Chrome](#)
4. You will then receive a pop up and you will want to [Add Extension](#)
5. Then go back into your Canvas course and refresh your page. **Note:** The Secure Exam Proctor Tab will disappear. This means you have successfully installed it!



Secure Exam Proctor Plugin Successfully Installed! Please return to your course.