

# Course Syllabus

[Jump to Today](#)

 [Edit](#)

**Course Code:** MW 322

**Course Title:** Intrapartum Physical Assessment

**Credits:** 0.5

## **Course Description:**

This course is designed for students to gain a thorough understanding of the structures most involved with labor and delivery: the female pelvis, the uterus and the fetal skull. Students learn the anatomy of the soft and bony structures of the female pelvis, how they adapt to the process of labor and how the midwife evaluates the presentation and progression of the fetal skull through these structures. The structure of the fetal skull is reviewed in detail including how it adapts to the pelvis during labor, cardinal movements of the baby during labor and how these factors may affect progress of labor. Students also learn how the midwife identifies and evaluates malpresentation.

This course uses current research in midwifery and obstetrics to broaden the student's understanding of the NARM skills and MEAC essential competencies learned under clinical supervision.

## **Learning Objectives**

Learning objectives are identified through the linking of MEAC Essential Competencies and the NCM Degree Qualification Profile.

## **Learning Activities**

1. Student reads appropriate sections from the Learning Materials/Resources.
2. Student answers the questions listed in the didactic assessments by researching the learning materials/resources for the course and correctly citing the sources and page numbers for each of their answers.
3. Student presents the answers to the questions listed in the didactic assessments for review by preceptor.
4. Student participates in preceptor elaboration/discussion of didactic assessments.
5. Student participates in recommended role-playing and/or clinical interactions

*Note: The clinical requirement of NARM /Clinical Skills is completed at any time throughout the ASM apprenticeship during actual clinical practice and is NOT a requirement to complete this academic course. Typical clinical manifestations of knowledge learned in this course are identified in the learning objective document above.*

## **Learning Materials / Resources:**

1. Chapman, Vicky and Charles, Cathy. The midwife's labour and birth handbook. 3rd edition. Blackwell Publishing. 2013.
2. Frye, Anne. Holistic Midwifery: A Comprehensive Textbook for Midwives in Homebirth Practice, Vol. 2. 2nd edition. Labrys Press. 2013
3. Wylie, Linda. Essential Anatomy and physiology in maternity care. Second edition. Elsevier. 2005
4. Varney, Helen. Varney's Midwifery, 5th Edition. Jones and Bartlett Publishers. 2014.
5. Johnson, Ruth and Taylor, Wendy. Skills for Midwifery Practice. 4th edition. Elsevier Churchill Livingstone. 2016.
6. Weaver, Pam and Evans, Sharon K. Practical Skills Guide for Midwifery, 5th Edition. Morningstar Publishing Co. Wasilla. 2012.
7. Davis, Elizabeth. Heart and Hands: A midwife's guide to pregnancy and birth. 5th Edition. Celestial Arts Press. 2012.

### **Resources for all Courses:**

MEAC Abbreviated NARM Skills Form:

<http://www.midwiferycollege.org/AcademicProgram/Downloads/ASM/Clinical/FormNARMSkills.pdf>

[.\(http://www.midwiferycollege.org/AcademicProgram/Downloads/ASM/Clinical/FormNARMSkills.pdf\)](http://www.midwiferycollege.org/AcademicProgram/Downloads/ASM/Clinical/FormNARMSkills.pdf) MEAC

Essential Competencies:

<http://www.midwiferycollege.org/downloads/worddocs/Curriculum-Checklist-of-EssentialCompetencies-rev-2014.pdf>

[.\(http://www.midwiferycollege.org/downloads/worddocs/Curriculum-Checklist-of-EssentialCompetencies-rev-2014.pdf\)](http://www.midwiferycollege.org/downloads/worddocs/Curriculum-Checklist-of-EssentialCompetencies-rev-2014.pdf) Midwives Model of Care®: <http://cfmidwifery.org/mmoc/brochures.aspx>

[.\(http://cfmidwifery.org/mmoc/brochures.aspx\)](http://cfmidwifery.org/mmoc/brochures.aspx) Students must find 1 article/study less than 5 years old.

Recommended internet links as

needed for latest developments in midwifery care:

<https://www.midwiferycollege.edu/resources-national-college-of-midwi>

[\(https://www.midwiferycollege.edu/resources-national-college-of-midwi\)](https://www.midwiferycollege.edu/resources-national-college-of-midwi)

### **Evaluation Tools / Methods:**

The minimum passing grade for all courses is a cumulative 80% / B-. Students and preceptors are encouraged to work together until the student masters the information.

Grades are not recorded until both the student and preceptor submit end of trimester evaluations and in the










case of a general education course supervision, if required, is completed.

The student's final grade for the course is based on preceptor evaluation of the following:

1. The preceptor evaluates each answer based on NCM rubrics and NCM's degree level profile.
2. Student's answers should reflect a thorough review of the current literature regarding best current practices in midwifery care.
3. Each answer should be formed in the student's own words or paraphrased from the text. The answer should be minimal, not a rewrite of the entire text, but enough to show appropriate comprehension of the learning objective.
4. Student identification of sources and page numbers for each of the didactic assessments. (Preceptor should do a random check to determine that sources cited are correctly identified.)

*Course credit: One Academic credit equals approximately 15 hours of formal time plus 30 hours of additional study or homework. Formal time is defined as the amount of time taken to answer the assignments to the level of 80% and to complete any learning activities to the preceptor's satisfaction, including any time spent face to face with the preceptor. Informal time includes any time spent actively reading relevant sources and textbook/s, researching Learning Objectives, and studying for examinations.*

## Course Summary:

Date	Details
	 <a href="https://ncm.instructure.com/courses/168/assignments/9474">A Note on Community Building Activities (https://ncm.instructure.com/courses/168/assignments/9474)</a>
	 <a href="https://ncm.instructure.com/courses/168/assignments/9485">Cervical Effacement and Dilation Model (https://ncm.instructure.com/courses/168/assignments/9485)</a>
	 <a href="https://ncm.instructure.com/courses/168/assignments/9475">Exams and Quizzes (https://ncm.instructure.com/courses/168/assignments/9475)</a>
	 <a href="https://ncm.instructure.com/courses/168/assignments/9495">Fetal Skull Video (https://ncm.instructure.com/courses/168/assignments/9495)</a>
	 <a href="https://ncm.instructure.com/courses/168/assignments/13490">Highly Recommended Optional Enrichment Activities (https://ncm.instructure.com/courses/168/assignments/13490)</a>
	 <a href="https://ncm.instructure.com/courses/168/assignments/9476">Journal Article Summary (https://ncm.instructure.com/courses/168/assignments/9476)</a>
	 <a href="https://ncm.instructure.com/courses/168/assignments/9493">Maternal Assessment (https://ncm.instructure.com/courses/168/assignments/9493)</a>
	 <a href="https://ncm.instructure.com/courses/168/assignments/9439">MW322-001 - Why is accurate physical assessment of the orientation of fetal and maternal anatomy an essential skill for midwives to have when managing labor and birth? (https://ncm.instructure.com/courses/168/assignments/9439)</a>
	 <a href="https://ncm.instructure.com/courses/168/assignments/9440">MW322-002 - List the five bones of the pelvis. (https://ncm.instructure.com/courses/168/assignments/9440)</a>