



# I AM A MUSIC REPORTER

(GRADE 3 - 5/ 6 - 8)



Name

---

Grade

---

School

---

Date

---

The fundamental goals of an interview are to:



- Gather information
- Seek out different perspectives

High-quality Questions:



- ask open-ended questions.
- ask follow-up questions.
- keep questions brief
- rephrase a question if the interviewee evades a question.
- politely challenge the interviewee
- embrace pauses and silence and allow interviewees time to think.

1) IDENTIFY TWO INTERVIEWEES THAT YOU CAN EASILY ACCESS. THE INTERVIEWEES CAN BE YOUR PARENTS, GRANDPARENTS, OLDER SIBLING, RELATIVES, FRIENDS, ETC. THIS CAN BE DONE VIA PHONE OR EVEN EMAIL!



*YOU ARE ENCOURAGED TO INTERVIEW WITH PEOPLE IN YOUR HOUSEHOLD OR VIA PHONE/EMAIL. IT IS NOT RECOMMENDED TO INTERVIEW STRANGERS OR IF IT REQUIRES YOU OR THE INTERVIEWEE TO TRAVEL*

INTERVIEWEE 1:

INTERVIEWEE 2:

---



---



## I AM A MUSIC REPORTER



- 1) Think about what you want to learn more about the interviewees regarding their musical experiences.
- 2) Draft 10 questions to ask your interviewees. Sample questions are suggested in the “additional resources” section. Be thoughtful what you want to ask and why.



### Sample questions:

Tell me a little about yourself.

What kind of music do you like?

Can you sing?

Can you play a musical instrument?

How long have you been doing that? Are you good at it?

Who is your favorite singer?

Do you like all kinds of music?

Which kind of music do you like?

How much time do you spend listening to music?

Do you like to go to concerts?

Why is music so important to you and culture?

What do you think about this music (music on your playlist)?

Who is your favorite composer?



# I AM A MUSIC REPORTER



1) INTERVIEWEE 1: \_\_\_\_\_

GOAL: TO FIND OUT THE MUSICAL EXPERIENCES OF YOUR INTERVIEWEES.

Q1: \_\_\_\_\_

Response: \_\_\_\_\_

Q2: \_\_\_\_\_

Response: \_\_\_\_\_

Q3: \_\_\_\_\_

Response: \_\_\_\_\_

Q4: \_\_\_\_\_

Response: \_\_\_\_\_

Q5: \_\_\_\_\_

Response: \_\_\_\_\_

Q6: \_\_\_\_\_

Response: \_\_\_\_\_



# I AM A MUSIC REPORTER



1) INTERVIEWEE 1: \_\_\_\_\_

GOAL: TO FIND OUT THE MUSICAL EXPERIENCES OF YOUR INTERVIEWEES.

Q7: \_\_\_\_\_

Response: \_\_\_\_\_

Q8: \_\_\_\_\_

Response: \_\_\_\_\_

Q9: \_\_\_\_\_

Response: \_\_\_\_\_

Q10: \_\_\_\_\_

Response: \_\_\_\_\_

Please feel free to use another piece of paper if you run out of space.



# I AM A MUSIC REPORTER



1) INTERVIEWEE 2: \_\_\_\_\_

GOAL: TO FIND OUT THE MUSICAL EXPERIENCES OF YOUR INTERVIEWEES.

Q1: \_\_\_\_\_

Response: \_\_\_\_\_

Q2: \_\_\_\_\_

Response: \_\_\_\_\_

Q3: \_\_\_\_\_

Response: \_\_\_\_\_

Q4: \_\_\_\_\_

Response: \_\_\_\_\_

Q5: \_\_\_\_\_

Response: \_\_\_\_\_

Q6: \_\_\_\_\_

Response: \_\_\_\_\_



# I AM A MUSIC REPORTER



1) INTERVIEWEE 2: \_\_\_\_\_

GOAL: TO FIND OUT THE MUSICAL EXPERIENCES OF YOUR INTERVIEWEES.

Q7: \_\_\_\_\_

Response: \_\_\_\_\_

Q8: \_\_\_\_\_

Response: \_\_\_\_\_

Q9: \_\_\_\_\_

Response: \_\_\_\_\_

Q10: \_\_\_\_\_

Response: \_\_\_\_\_

Please feel free to use another piece of paper if you run out of space.



# I AM A MUSIC REPORTER



Name

---

Grade

---


School

---

Date

---

## Conduct Your Interviews



- 1) Review your worksheet.
  - 2) Conduct your TWO interviews with your interviewees at the time you both agree upon.
  - 3) Write down notes or record their responses. Ask them to repeat information if they are going too fast or ask interviewees for help if you have trouble taking notes.
- 1) Organize the responses in the worksheet in the previous pages

## TIPS!

- DEPENDING ON YOUR WRITING LEVEL, YOU DO NOT HAVE TO WRITE DOWN EVERYTHING YOUR INTERVIEWEES SAY. YOU CAN TAKE A FEW KEY POINTS.
- YOU CAN ASK YOUR INTERVIEWEES FOR HELP TO TAKE NOTES.
- YOU CAN ASK FOR A RECORDER DEVICE/PHONE APP DURING INTERVIEWS, SO YOU CAN LISTEN TO IT AGAIN AFTER.



# I AM A MUSIC REPORTER



Name

---

Grade

---

School

---

Date

---

## Produce a "Newsletter"!



- 1) Find two big pieces of paper (or use the provided templates)
- 2) Create and write a topic of your newsletter. Ex: Interview with a music lover – “name”
- 3) Draw a portrait of your interviewee at a corner of your paper.
- 4) Write the questions and answers on the paper. You can be selective about what to write and what others may want to know.
- 5) Decorate your newsletter.
- 6) Repeat the same process for the second interviewee.
- 7) Present your newsletter to your parents/guardians, interviewees, and friends.


## TIPS!

- BE CREATIVE BECAUSE YOU ARE THE EDITOR OF THE NEWSLETTER!
- YOU DO NOT NEED TO PUT DOWN EVERYTHING THE INTERVIEWEES SAID ON THE NEWSLETTER. ONLY SELECT INFORMATION THAT IS IMPORTANT AND FUNNY. MAKE SURE YOU SHARE YOUR NEWSLETTER WITH YOUR AUDIENCE AFTER! IF YOU HAVE ACCESS TO THE COMPUTER, YOU CAN ALSO MAKE A ELECTRONIC NEWSLETTER WITH WORD DOC OR WITH ANY OTHER TOOLS.






INTERVIEW WITH \_\_\_\_\_



Name:



INTERVIEW WITH \_\_\_\_\_



Name:



I AM A MUSIC  
REPORTER



Good job! You've finished the "I am a music reporter" unit!



Submit 2 newsletters to your teacher (1) via email (ask your parents to take a picture and send it to your teacher) or (2) turn in your hard copies when school resumes.